




# intravacc

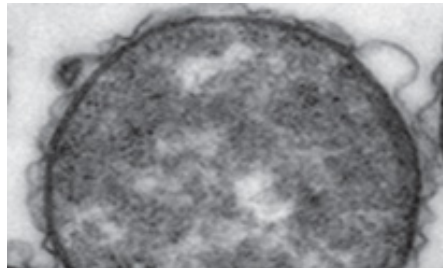
innovating vaccines

## Nonamen<sup>®</sup>


An outer membrane vesicle vaccine protecting against *Neisseria meningitidis* serogroup B



*Neisseria meningitidis*



High blebbing mutant



Outer membrane vesicles

### Introduction

Intravacc developed Nonamen<sup>®</sup>, an outer membrane vesicle (OMV) vaccine based on 9 serotypes of the major protective antigen PorA to achieve broad protection. The detergent-free production process results in highly stable OMVs with low reactogenicity.

### Competitive advantages

The vaccine contains 9 different serotypes of the variable antigen PorA which protect against a wide range of *Neisseria meningitidis* strains. The manufacturing process is scalable and gives a high yield, ensuring a low cost of goods. The vaccine complies with all requirements laid down in the European Pharmacopoeia and GMP and is ready for use in a phase I trial.

### Vaccine strains

Three vaccine strains have been genetically engineered, each harboring 3 PorA genes at carefully selected loci representing different *Neisseria* serotypes. Further genetic modifications result in enhancement of vesicle formation and reduction of the LPS related toxicity while maintaining the intrinsic adjuvant properties. Together the 3 vaccine strains comprise antigens of 9 different *Neisseria* serotypes strains.

The vaccine strains have been adapted to a specifically developed animal-component-free production medium. GMP master and working seedlots have been prepared and tested.

### Process

The Upstream Process (USP) is a highly robust process based on growth of bacteria in a bioreactor. The USP was developed to enable extraction of OMVs applying a detergent-free process.

Purification and formulation are according to standard protocols. This production process yields approximately 50.000 doses from a 40L harvest, (van de Waterbeemd et al. 2013).

The patented detergent-free production process, ensures that immunogenic outer membrane lipoproteins are retained within the vaccine.

### Stability

Genetic stability testing has shown that the strains are stable for many generations. The nonavalent OMV vaccine is stable for at least 24 months.

### Protection

Nonamen<sup>®</sup> is protective in rabbits and mice based on the induction of serum bactericidal antibody responses, which is the accepted correlate of protection. Specifically, the vaccine induces bactericidal antibodies against all 9 PorA's.



## Safety

A repeated dose toxicology study was performed under GLP regime. Rabbits were vaccinated intramuscularly 5 times with OMVs containing either 7.5 or 15 µg PorA. Only a minimal rise in body temperature (< 1°C) was observed 4 hours after immunization. No major local or systemic pathological abnormalities were observed (Kaaijk et al. 2013).

## GMP

GMP seedlots, equipment and documentation are in place to manufacture and test the vaccine under GMP.

### Key assets Intravacc vaccine:

- Chemically defined media, free of animal components
- Dedicated genetic engineering to minimize LPS toxicity and optimize antigen composition
- Robust production process
- Patented technology (LPS modification WO/2000/026384; OMV extraction WO/2013/006055)
- GMP procedures for preparation and testing are in place, as are GMP seedlots and Bill of Testing.
- Ready for clinical trial
- Broad protection by nine PorA's and high retention of additional protective antigens by a mild extraction process
- Low reactogenicity in animals.

## Partnering opportunity

Intravacc offers:

- A license on:
  - » The 3 vaccine strains each comprising 3 *porA* genes
  - » Patented detoxification technology granted in multiple countries, including the EU, US, Canada and Japan
  - » Patented DSP technology allowed in the US, pending in multiple countries including the EU and Asia
  - » The trademark Nonamen® registered in the EU
- Co-development of the Nonamen® vaccine until market introduction
- Expert knowhow, infrastructure and equipment to enable a short time to market.

## References

- Van de Waterbeemd B, Zomer G, Kaaijk P, Ruitkamp N, Wijffels RH, van den Dobbelsteen GP, van der Pol LA. PLoS One. 2013 May 31;8(5):e65157
- Kaaijk P, van Straaten I, van de Waterbeemd B, Boot EP, Levels LM, van Dijken HH, van den Dobbelsteen GP. Vaccine. 2013 Feb 4;31(7):1065-71

### Intravacc

The Institute for Translational Vaccinology is an experienced, not-for-profit R&D organization. With our unique capabilities and infrastructure, we are able to optimize vaccines, vaccine processes and vaccine technologies. Our aim is to increase equality in access to vaccines throughout the world in order to contribute to public health. We achieve this by transferring our knowledge and technologies to public and private partners worldwide and collaborative R&D. A team of 150 professionals is at your disposal at Science Park Bilthoven in The Netherlands.

### Contact

**Ivo Ploemen, PhD**  
Business Development Manager  
T: +31 (0)30 7920 496  
ivo.ploemen@intravacc.nl

**Michiel Stork, PhD**  
Senior Scientist Bacterial Vaccines  
T: +31 (0) 30 7920 525  
michiel.stork@intravacc.nl

**Intravacc**  
Antonie van Leeuwenhoeklaan 9  
3721 MA BILTHOVEN  
T: +31 (0) 30 7920 300  
info@intravacc.nl [www.intravacc.nl](http://www.intravacc.nl)